

W3 18.00

Help


- ① Look at the pictures and think about the words that you know for the things you can see.
- ② What colour are the things? Are they big or small?
- ③ Look at the things that are the same and the things that are different in the three pictures.
- ④ Choose names for the people.
- ⑤ Look at the people. How are they feeling in each picture?
- ⑥ Write longer sentences. Use words like *because*, *but*, *and* and *when*. Add time words like *one day*, *first*, *then* and *later*.
- ⑦ You can write the things that the people say.
- ⑧ At the end, check your spelling and your punctuation.

16 Let's have a picnic!

A Write what you can see.
Add one word to each sentence.



Example: This is often made of metal.
You use it to cut meat.

..... a knife



- 1 Most people put their food on a round before they eat it.
- 2 I often have a of lemonade after a ride on my racing bike.
- 3 If you want to have some soup, put it in a
- 4 Only put a little black on your food because it tastes hot!
- 5 Does your family buy milk or juice in a ? Mine does.
- 6 You can use a metal to mix different kinds of food together.
- 7 Dad adds a little, not pepper, to meat when he cooks it.
- 8 I know someone who prefers using to eat rice.

B Look at the pictures and tell the story.



Write about differences



A Look at the two pictures. Which things are the same? Which things are different? Write on the lines.

same	different
man/father	fish

B Complete the sentence. Then write more sentences on the lines.

same

The people are in the countryside because

.....

.....

.....

different

The man and the boy are but

.....

.....


.....

Remember!

Check the things that are the same or different in the pictures in a picture story.

Finish a story

- A** Look at the pictures on page 6 again. Read the story about the first picture, then finish the story about the second picture.



Jim is really happy. He's visiting his uncle Tom, who lives in the countryside. Jim and his uncle are going for a long walk in the mountains. The weather is warm and it's not raining. It's very exciting because they can see a big brown bear on the other side of the river!

Now, Jim and his uncle

- B** You can also tell the story in the past, like this. Finish the story in the past for the second picture.

Last week was great! Jim visited his uncle Tom, who lives in the countryside. One day, Jim and his uncle went for a long walk in the mountains. The weather was warm and it didn't rain. It was very exciting because they saw a big brown bear on the other side of the river!

Later that day,

Remember!

You can choose to tell the story in the present (*is, has, etc.*) or in the past (*was, had, etc.*).